

**Homes for  
Wandsworth**



## **WHITNELL WAY (ASHBURTON CHARTFIELD) ESTATE**



# **Public Consultation**

**Friday 16 June and  
Saturday 17 June 2023**

**Exhibition copy -  
Please do not remove**



**Scan the QR code to visit our  
website, complete a feedback  
form and sign up for updates.**

[www.ashburtonchartfield-homesforwandsworth.co.uk](http://www.ashburtonchartfield-homesforwandsworth.co.uk)

# WHITNELL WAY (ASHBURTON CHARTFIELD) ESTATE



## Welcome

Wandsworth Council is preparing emerging proposals to develop sites on the **Whitnell Way (Ashburton Chartfield) Estate** as part of the Homes for Wandsworth programme.

**Thank you for taking the time to visit our public consultation exhibition today!**

We are pleased to present our emerging proposals for the development of three small sites on the **Whitnell Way (Ashburton Chartfield) Estate**, to deliver new high-quality council rent homes for Wandsworth residents. We are also exploring opportunities to enhance existing amenities or provide new amenities across the Estate, including open spaces, community spaces, and play spaces.

As part of the Homes for Wandsworth programme, we are currently developing proposals to provide much-needed new council rent homes on sites across the Borough. These proposals will help meet the needs of over 11,000 people currently on the Council's housing register.

We met with the Whitnell Way Community Group (WWCG) in May to learn more about the Estate and the potential development sites. We learned a lot from this session and are looking forward to continuing to engage with the WWCG and the wider community as the design progresses.



Please let us know what you think....

We are in the early stages of developing proposals for the sites and want to hear from you, the local community. Your knowledge, thoughts, and suggestions are important to help shape the emerging proposals and to ensure that the very best schemes can be brought forward.

After looking through the information on display, please complete a feedback form to let us know what you think and to provide your comments. If you do not have time today, you can also complete the feedback form on our website or return the form via post. Please ask a member of the project team for a stamped addressed envelope.

**Please return your form to us by Monday, 17 July 2023 (midnight), to allow us time to collate and consider all feedback received.**



Scan with a smartphone camera or use the address below to visit our website.

[www.ashburtonchartfield-homesforwandsworth.co.uk](http://www.ashburtonchartfield-homesforwandsworth.co.uk)

## Our Project Team

Architect

**Pollard  
Thomas  
Edwards**

Planning and Community Engagement

**BARTON  
WILLMORE**  
now  
 **Stantec**

Landscape Architect

**FARRER  
HUXLEY**

# WHITNELL WAY (ASHBURTON CHARTFIELD) ESTATE



## The Homes for Wandsworth Programme

There is an exceptional need for new homes in the Borough with, at present, over 11,000 applicants on the Council's housing waiting list, over 2,700 of whom are in temporary accommodation.

**Wandsworth Council approved a development programme in 2017, with the aim to build 1,000 new homes across the Borough on sites within the Council's ownership.**

Following the 2022 elections, Wandsworth Council has been targeting a series of actions to address the housing crisis Wandsworth faces. One of these is the Homes for Wandsworth programme's focus on council homes. This will deliver 1,000 council homes – over 500 more than previously planned.

These homes will be delivered for local people and will be normally allocated to existing council tenants from the Estate, or the wider vicinity, who have an existing priority due to their homes either being overcrowded or underoccupied. This will then free up homes for those on the waiting lists.

The sites on the Whitnell Way (Ashburton Chartfield) Estate were chosen after a comprehensive site assessment process, managed by Wandsworth Council, which has taken place over the last five years.

**No existing homes on the Whitnell Way (Ashburton Chartfield) Estate will be demolished as part of our emerging proposals.**



Why can't the new homes be provided somewhere else?

Alternative sites across Wandsworth have been considered and multiple developments have already been completed on other sites as part of the Homes for Wandsworth programme, providing much needed homes to those on the Council's waiting list. More information about the Homes for Wandsworth programme, including a list of all other sites being considered, information on potential benefits to Wandsworth residents, and an extensive Frequently Asked Questions list can be found by scanning the QR code or here:

<https://www.wandsworth.gov.uk/housing/council-led-development>



Will Whitnell Way (Ashburton Chartfield) Estate residents be able to move into the new properties?


Any new homes will be allocated in line with the Council's Housing Allocations Scheme. A local lettings plan will be put in place which will take into account the Council's wider policies on housing as well as local demands and pressures, including from existing council tenants who may wish to downsize, or those whose homes are overcrowded.

### What has already been built?

Completed in August 2022, garages on Gideon Road (SW11) were redeveloped to provide 18 new council rent homes with new vehicle parking, cycle parking, bin storage, and landscaping. Other Homes for Wandsworth projects from across the Borough are pictured below.




Gideon Road, Battersea



Arnal Crescent, West Hill



Lascelles Court, Shaftesbury & Queenstown



Sphere Walk, Battersea

# WHITNELL WAY (ASHBURTON CHARTFIELD) ESTATE



## Site 1: Indicative Views and Key Features

We have developed emerging proposals for Site 1, opposite Stanhope House in the middle of the Whitnell Way (Ashburton Chartfield) Estate.

### Existing site conditions




### Our emerging proposals

These images show an indicative 3D view of the emerging proposals for Site 1



 What are your thoughts on the emerging proposals?



### Key potential features



Potential to provide around 15 new council homes



Proposed building would be up to five storeys tall



Homes designed to be consistent with existing homes on the Estate



Potential to enhance existing planting around the site



New homes built to high energy conservation and sustainability standards



'Doorstep' play areas to be provided in close proximity to the site



Trees to be removed will be re-provided, with a focus on protecting and celebrating as many as possible

# WHITNELL WAY (ASHBURTON CHARTFIELD) ESTATE



## Site 2: Indicative Views and Key Features

We have developed emerging proposals for Site 2, opposite Mullens House, towards the north-east of the Whitnell Way (Ashburton Chartfield) Estate.

### Existing site conditions




### Our emerging proposals

These images show an indicative 3D view of the emerging proposals for Site 2



What are your thoughts on the emerging proposals?



### Key potential features



Potential to provide around 8 new council homes



Proposed building would be up to three storeys tall



Homes designed to be consistent with existing homes on the Estate



Opportunity for a community space on ground floor



Potential to enhance existing planting around the site



New homes built to high energy conservation and sustainability standards



'Doorstep' play areas to be provided in close proximity to the site



Trees to be removed will be re-provided, with a focus on protecting and celebrating as many as possible

# WHITNELL WAY (ASHBURTON CHARTFIELD) ESTATE



## Site 3: Indicative Views and Key Features

We have developed emerging proposals for Site 3, opposite Humphry House and Jellicoe House, towards the south-east of the Whitnell Way (Ashburton Chartfield) Estate.

### Existing site conditions



### Key potential features



Potential to provide around 20 new council homes



Proposed building would be up to three and five storeys tall (stepped)



Homes designed to be consistent with existing homes on the Estate



Opportunity for a community space on ground floor



Potential to enhance existing planting around the sites



New homes built to high energy conservation and sustainability standards



'Doorstep' play areas to be provided in close proximity to the site



Trees to be removed will be re-provided, with a focus on protecting and celebrating as many as possible



Re-provision of existing playground

### Our emerging proposals

These images show an indicative 3D view of the emerging proposals for Site 3



What are your thoughts on the emerging proposals?



# WHITNELL WAY (ASHBURTON CHARTFIELD) ESTATE

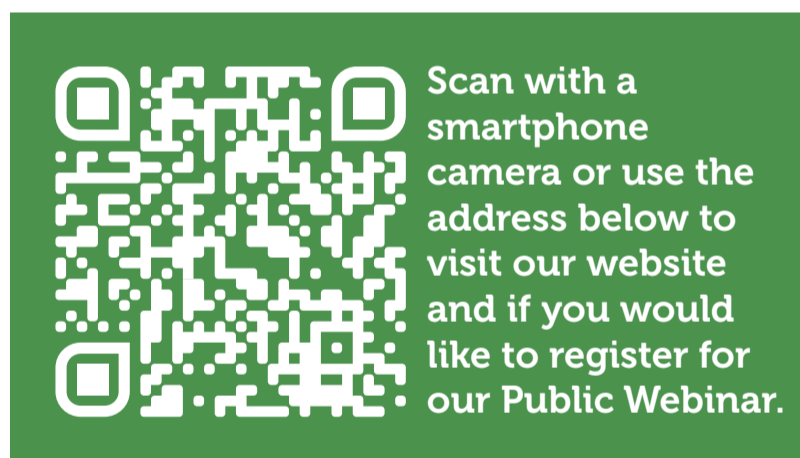


## Thank You and Next Steps

Thank you for joining us today, and we hope you have found this Public Exhibition informative.

Please do talk to us and ask any questions. We are here to help and would very much like to hear your views. Your local knowledge, thoughts, and suggestions are important to help shape any plans for the sites and ensure that the absolute best schemes can be brought forward.

Please leave your comments on the emerging proposals shared with you today by completing a feedback form and posting it in the box provided. You can also complete this form online by visiting our website or scanning the QR code below. If you would prefer to take the form away with you, please ask a member of the team for a stamped addressed envelope.



Please return your form to us by **Monday, 17 July 2023 (midnight)**, to allow us time to collate and consider all feedback received.

Over the next few weeks, we will analyse and share your feedback and suggestions with the wider project team as we continue to develop our proposals for the sites.

There will be an opportunity to comment on developed proposals for the sites later this year. Please register for project updates through our website below to be kept up to date.

### Our Next Steps



### Contact us

If you require any further information, have a specific question, or need this information in another format, please contact our Community Engagement Team:



0207 446 6869 (open from 9.30am to 5pm)



[ashburtonchartfield@bartonwillmore.co.uk](mailto:ashburtonchartfield@bartonwillmore.co.uk)



Whitnell Way (Ashburton Chartfield)  
Community Engagement Team,  
C/O Barton Willmore, now Stantec,  
7 Soho Square, London, W1D 3QB

